



**Restore Louisiana Hurricane Francine
Homeowner Assistance Program
Situation & Pipeline Report #10
October 27, 2025 – November 3, 2025**

Issued: November 3, 2025



Contents

Program Overview 3

Eligibility 3

Homeowner Program Steps..... 4

Executive Summary..... 5

Table 1: Homeowner Program Weekly Snapshot. 6

Table 3: Demographic Information for Submitted Applications..... 8

Table 4: Submitted Applications and Grants Offered by House District. 9

Table 5: Submitted Applications and Grants Offered by Senate District..... 10

Table 6: FEMA Major/Severe Submitted Surveys & Applications by Parish. 11

Table 7: Grant Awards by Parish..... 11

Program Overview

The Restore Louisiana Homeowner Assistance Program provides grant funding to homeowners affected by Hurricane Francine for home repairs, reconstruction and/or reimbursement for repairs already completed.




The program is administered by the Louisiana Office of Community Development Disaster Recovery and is funded by the U.S. Department of Housing and Urban Development through federal appropriations of Community Development Block Grant-Disaster Recovery (CDBG-DR) funds.

Louisiana will receive \$117.9 million for Hurricane Francine recovery efforts, all of which has been allocated to the Restore Louisiana program.

Eligibility

WHO CAN RECEIVE ASSISTANCE

To be eligible for program assistance, homeowners must meet the following requirements:

- Must have been the owner-occupant at the time of the disaster event and still maintain ownership throughout application period
- The damaged address must have been the homeowner's primary residence at the time of the disaster event
- The damage suffered must be a result of Hurricane Francine
- The structure must be eligible as determined by the program, which includes single family homes, duplexes, mobile homes and condominiums
- Must be a U.S. citizen or legally documented resident
- The household income must be at or below 300% of the Area Median Income (AMI)
- Must have applied for FEMA Individual Assistance following the disaster, and FEMA's damage assessment must indicate that the damage to home is major/severe, which includes at least one of the following:
 - 
FEMA inspected residential damage of \$8,000 or greater
 - 
At least one foot of flooding on the first floor
 - 
FEMA inspected personal property damage of \$3,500 or greater
- The structure must be in one of the disaster-declared parishes:

• Ascension	• Lafourche	• St. John
• Assumption	• St. Charles	• St. Mary
• Jefferson	• St. James	• Terrebonne

The first step in receiving program assistance is to complete the program survey.

ELIGIBLE ACTIVITIES

Eligible activities under the Restore Louisiana Homeowner Assistance Program include:

-  Home Repairs
-  Home Reconstruction
-  MHU Replacement



Homeowner Program Steps

1 COMPLETE THE PROGRAM SURVEY

Completing the program survey is the first step in receiving program assistance.

The survey can be completed on any smart phone, tablet or mobile device at restore.la.gov, or by calling the program call center at 866.735.2001.

The deadline to complete the survey is June 30, 2025. Homeowners who do not submit a survey by the deadline may not be considered for program assistance.

2 ENVIRONMENTAL REVIEW

The federally required environmental review is the process of reviewing a project and its potential environmental impact to determine whether it meets federal, state and local environmental standards. The environmental review is conducted without an appointment and from the road or right-of-way.

3 COMPLETE THE PROGRAM APPLICATION

Qualified homeowners who submitted a program survey and have had an environmental review of their property performed by the program will be invited to complete the program application according to their phase. The application may be completed on any mobile device, such as a smart phone, computer or tablet, by accessing the link provided in the email sent by the program.

4 ELIGIBILITY REVIEW

The program will review the application and information from third-party sources to determine whether the homeowner meets eligibility requirements for the program. If the program is unable to verify information from third party sources, applicants may be required to submit supporting documentation for program review.

5 DAMAGE & LEAD ASSESSMENT

During a scheduled damage assessment appointment with the applicant, inspectors will use industry standard software to inspect work already completed and to determine a scope of work for prospective repairs needed to complete the home. The program will also send inspectors to test for lead-based paint in home constructed prior to 1978.

6 AWARD DETERMINATION

After steps 1-5 are completed, the homeowner will receive their calculated grant award which accounts for any duplication of benefits. The homeowner will have 60 days to either accept or appeal their award. Homeowners may also consult with their case manager during this period.

7 CONTRACTOR SELECTION

Prior to closing on their grant awards, applicants will be asked to select their contractor for any repair or reconstruction work. Applicants will be able to work with their case manager throughout the contractor selection process.

Please visit the program Resources page for more information on contractor selection:

- Reconstruction: Things You Need to Know
- Fortified Construction Checklist
- Fortified Roof Checklist
- 10 Tips for Hiring a Contractor

8 GRANT AGREEMENT & EXECUTION

After accepting their award, the homeowner will meet with the closing team to sign their grant agreement.

9 REIMBURSEMENT, REPAIR, RECONSTRUCTION

Once the grant agreement is executed, the homeowner will be issued a reimbursement check and/or will be provided a grant award to repair or reconstruct their home. The allotted time for project repairs/reconstruction starts on the date the grant agreement is executed.



Executive Summary

- **Milestones:**

- The Restore Louisiana Hurricane Francine Homeowner's Assistance Program:
 - Opened survey submittal, the first step toward receiving program assistance, on May 1, 2025.
 - Closed survey submittal, with a deadline of June 30, 2025.
 - Opened application submittal on July 1, 2025.

- **Status:**

- As of November 3, 2025, 1,164 surveys have been submitted. 1,090 homeowners were determined to be in Phases I – VI.
 - 558 environmental reviews have been completed, representing 51% of the 1,090 homeowners in Phases I – VI available for environmental review.
 - 1,085 homeowners, from Phases I – VI, have been invited to apply. 811 applications have been submitted, representing 75% of the homeowners invited to submit an application.
 - 9 grant awards have been offered to homeowners totaling \$714,102.55.
-



Table 1: Homeowner Program Weekly Snapshot.

Activity	As of 10/27/2025	Weekly Activity	As of 11/3/2025	Percentage (%)	Total Dollars
Surveys Recorded					
Total Surveys	1,320	20	1,340		
Non-Submitted Surveys	173	3	176		
Submitted Surveys	1,147	17	1,164	100%	
Working Phases (1-7) Total	1,073	17	1,090	94%	
Phase 1	798	14	812	70%	
Phase 2	70	0	70	6%	
Phase 3	107	3	110	9%	
Phase 4	74	0	74	6%	
Phase 5	0	0	0	0%	
Phase 6	24	0	24	2%	
Phase 7	0	0	0	0%	
Non-Working Phases Total	74	0	74	6%	
Environmental Reviews					
Environmental Reviews Available to Work	519	13	532		
Environmental Reviews Completed	554	4	558		
Home Inspections					
Home Inspections Available to Work	518	19	537		
Total Home Inspections Completed	257	13	270		
Applications In Process					
Total Number of Invited Applications	1,061	24	1,085		
Applications Not Submitted	283	-9	274		
Application Documentation Requested	0	0	0		
Applications Available for Grant Determination	778	33	811	100%	
Pending Grant Determination	763	32	795	98.0%	
Grant Determinations					
Zero Award	0	0	0	0.0%	
Ineligible	0	0	0	0.0%	
Withdrawn	6	1	7	0.9%	
Appeals In Progress	0	0	0		
All Grant Awards Offered to Applicant	9	0	9	1.1%	\$714,102.55
Current Grant Awards Offered	9	0	9		\$714,102.55
Not Closed By Deadline	0	0	0		\$0.00
Program Activities Complete	0	0	0		\$0.00
Grant Awards					
Grant Awards Obligated	0	0	0		\$0.00
Solution 1 & 1/3	0	0	0		\$0.00
Solution 2 & 2/3	0	0	0		\$0.00
Solution 3 Only	0	0	0		\$0.00
Disbursements					
Total Disbursements	0	0	0		\$0.00
Solution 1 & 1/3	0	0	0		\$0.00
Solution 2 & 2/3	0	0	0		\$0.00
Solution 3 Only	0	0	0		\$0.00
Housing Rehab/ Reconstruction Complete					
Housing Rehab/ Reconstruction Complete	0	0	0		
Solution 1 & 1/3	0	0	0		
Solution 2 & 2/3	0	0	0		
Solution 3 Only	0	0	0		



Table 2: Key Program Statistics: Totals to Date.

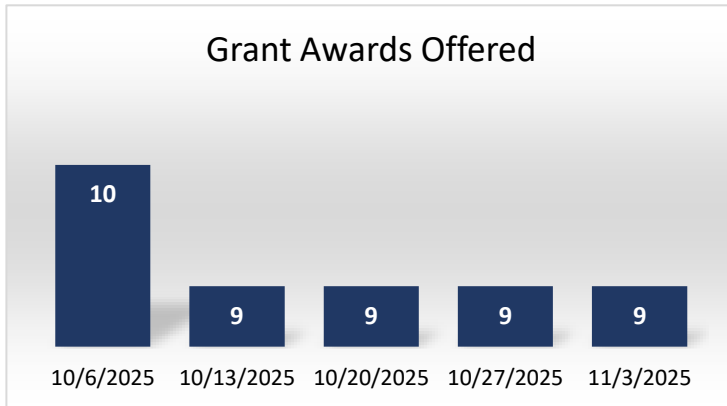
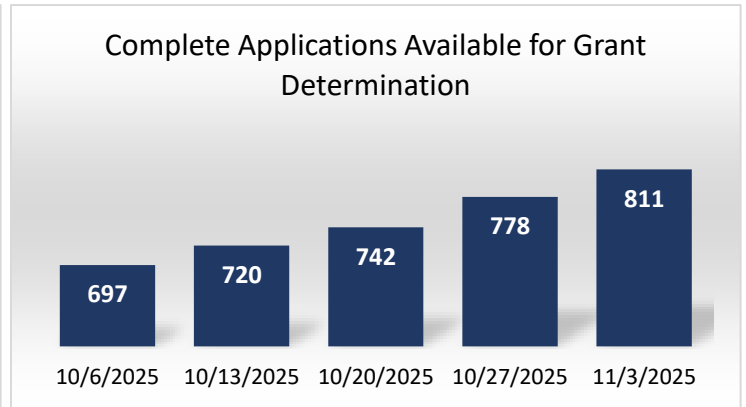





Table 3: Demographic Information for Submitted Applications.

Self Reported Race	Submitted Surveys	Survey %	Submitted Applications	Submitted Applications %	Grants Offered	Grants Offered %
American Indian/Alaska Native	10	1%	10	1%	0	0%
American Indian/Alaska Native and White	2	0%	2	0%	0	0%
American Indian/Alaskan Native/Black-African American	15	1%	15	2%	0	0%
Black/African American	378	32%	378	47%	8	89%
Black/African American and White	20	2%	20	2%	0	0%
Decline to answer	15	1%	15	2%	1	11%
Other Multi-Racial	7	1%	7	1%	0	0%
White	93	8%	93	11%	0	0%
NOT PROVIDED	624	54%	271	33%	0	0%
Total	1,164	100%	811	100%	9	100%

Female Head of Household % 46%



Table 4: Submitted Applications and Grants Offered by House District.

House District	Submitted Surveys	Submitted Applications	Grant Awards Offered
50	192	149	2
51	151	111	2
52	21	12	0
53	81	51	0
54	33	22	1
55	93	59	1
56	25	14	0
57	84	64	1
58	161	126	1
59	7	6	0
60	115	103	1
78	14	4	0
79	60	18	0
80	8	3	0
81	14	9	0
82	5	4	0
83	9	8	0
84	2	2	0
85	5	4	0
87	2	1	0
88	4	4	0
92	51	26	0
94	4	0	0
105	0	0	0
Unknown/Other	23	11	0
Total	1,164	811	9



Table 5: Submitted Applications and Grants Offered by Senate District.

Senate District	Submitted Surveys	Submitted Applications	Grant Awards Offered
2	359	285	3
5	2	1	0
7	4	2	0
8	13	13	0
9	14	5	0
10	88	29	0
18	31	23	0
19	176	117	2
20	134	84	1
21	320	241	3
Unknown/ Others	23	11	0
Total	1,164	811	9

Table 6: FEMA Major/Severe Submitted Surveys & Applications by Parish.

Damaged Parish	FEMA Major Severe	Submitted Surveys	Submitted Applications	Grant Awards Offered
Ascension	111	69	57	0
Assumption	160	135	119	1
Jefferson	386	160	70	0
Lafourche	342	164	105	3
St. Charles	79	38	26	1
St. James	130	84	63	1
St. John the Baptist	192	111	81	0
St. Mary	358	235	177	2
Terrebonne	384	168	113	1
Unknown/ Other	0	0	0	0
Total	2,142	1,164	811	9

Table 7: Grant Awards by Parish.

Damaged Parish	Pending Grant Determination	Submitted Surveys	Submitted Applications	Grant Award Offered	Grant Awards Offered (\$)
Ascension	57	69	57	0	\$0.00
Assumption	117	135	119	1	\$76,397.71
Jefferson	68	160	70	0	\$0.00
Lafourche	100	164	105	3	\$220,128.79
St. Charles	25	38	26	1	\$99,566.71
St. James	62	84	63	1	\$77,319.08
St. John the Baptist	81	111	81	0	\$0.00
St. Mary	173	235	177	2	\$153,690.26
Terrebonne	112	168	113	1	\$87,000.00
Unknown/ Other	0	0	0	0	\$0.00
Total	795	1,164	811	9	\$714,102.55