



**Restore Louisiana Hurricane Francine
Homeowner Assistance Program
Situation & Pipeline Report #16
December 8, 2025 – December 15, 2025**

Issued: December 15, 2025



Contents

Program Overview 3

Eligibility 3

Homeowner Program Steps..... 4

Executive Summary..... 5

Table 1: Homeowner Program Weekly Snapshot. 6

Table 3: Demographic Information for Submitted Applications..... 8

Table 4: Submitted Applications and Grants Offered by House District. 9

Table 5: Submitted Applications and Grants Offered by Senate District..... 10

Table 6: FEMA Major/Severe Submitted Surveys & Applications by Parish. 11

Table 7: Grant Awards by Parish. 11



Program Overview

The Restore Louisiana Homeowner Assistance Program provides grant funding to homeowners affected by Hurricane Francine for home repairs, reconstruction and/or reimbursement for repairs already completed.

The program is administered by the Louisiana Office of Community Development Disaster Recovery and is funded by the U.S. Department of Housing and Urban Development through federal appropriations of Community Development Block Grant-Disaster Recovery (CDBG-DR) funds.

Louisiana will receive \$117.9 million for Hurricane Francine recovery efforts, all of which has been allocated to the Restore Louisiana program.

Eligibility

WHO CAN RECEIVE ASSISTANCE

To be eligible for program assistance, homeowners must meet the following requirements:

- Must have been the owner-occupant at the time of the disaster event and still maintain ownership throughout application period
- The damaged address must have been the homeowner's primary residence at the time of the disaster event
- The damage suffered must be a result of Hurricane Francine
- The structure must be eligible as determined by the program, which includes single family homes, duplexes, mobile homes and condominiums
- Must be a U.S. citizen or legally documented resident
- The household income must be at or below 300% of the Area Median Income (AMI)
- Must have applied for FEMA Individual Assistance following the disaster, and FEMA's damage assessment must indicate that the damage to home is major/severe, which includes at least one of the following:
 - ✓ **FEMA inspected residential damage of \$8,000 or greater**
 - ✓ **At least one foot of flooding on the first floor**
 - ✓ **FEMA inspected personal property damage of \$3,500 or greater**
- The structure must be in one of the disaster-declared parishes:
 - Ascension
 - Assumption
 - Jefferson
 - Lafourche
 - St. Charles
 - St. James
 - St. John
 - St. Mary
 - Terrebonne

The first step in receiving program assistance is to complete the program survey.

ELIGIBLE ACTIVITIES

Eligible activities under the Restore Louisiana Homeowner Assistance Program include:

- ✓ **Home Repairs**
- ✓ **Home Reconstruction**
- ✓ **MHU Replacement**



Homeowner Program Steps

1 COMPLETE THE PROGRAM SURVEY

Completing the program survey is the first step in receiving program assistance.

The survey can be completed on any smart phone, tablet or mobile device at restore.la.gov, or by calling the program call center at 866.735.2001.

The deadline to complete the survey is June 30, 2025. Homeowners who do not submit a survey by the deadline may not be considered for program assistance.

2 ENVIRONMENTAL REVIEW

The federally required environmental review is the process of reviewing a project and its potential environmental impact to determine whether it meets federal, state and local environmental standards. The environmental review is conducted without an appointment and from the road or right-of-way.

3 COMPLETE THE PROGRAM APPLICATION

Qualified homeowners who submitted a program survey and have had an environmental review of their property performed by the program will be invited to complete the program application according to their phase. The application may be completed on any mobile device, such as a smart phone, computer or tablet, by accessing the link provided in the email sent by the program.

4 ELIGIBILITY REVIEW

The program will review the application and information from third-party sources to determine whether the homeowner meets eligibility requirements for the program. If the program is unable to verify information from third party sources, applicants may be required to submit supporting documentation for program review.

5 DAMAGE & LEAD ASSESSMENT

During a scheduled damage assessment appointment with the applicant, inspectors will use industry standard software to inspect work already completed and to determine a scope of work for prospective repairs needed to complete the home. The program will also send inspectors to test for lead-based paint in home constructed prior to 1978.

6 AWARD DETERMINATION

After steps 1-5 are completed, the homeowner will receive their calculated grant award which accounts for any duplication of benefits. The homeowner will have 60 days to either accept or appeal their award. Homeowners may also consult with their case manager during this period.

7 CONTRACTOR SELECTION

Prior to closing on their grant awards, applicants will be asked to select their contractor for any repair or reconstruction work. Applicants will be able to work with their case manager throughout the contractor selection process.

Please visit the program Resources page for more information on contractor selection:

- Reconstruction: Things You Need to Know
- Fortified Construction Checklist
- 10 Tips for Hiring a Contractor
- Fortified Roof Checklist

8 GRANT AGREEMENT & EXECUTION

After accepting their award, the homeowner will meet with the closing team to sign their grant agreement.

9 REIMBURSEMENT, REPAIR, RECONSTRUCTION

Once the grant agreement is executed, the homeowner will be issued a reimbursement check and/or will be provided a grant award to repair or reconstruct their home. The allotted time for project repairs/reconstruction starts on the date the grant agreement is executed.



Executive Summary

- **Milestones:**

- The Restore Louisiana Hurricane Francine Homeowner's Assistance Program:
 - Opened survey submittal, the first step toward receiving program assistance, on May 1, 2025.
 - Closed survey submittal, with a deadline of June 30, 2025.
 - Opened application submittal on July 1, 2025.

- **Status:**

- As of December 15, 2025, 1,165 surveys have been submitted. 1,091 homeowners were determined to be in Phases I – VI.
 - 565 environmental reviews have been completed, representing 52% of the 1,091 homeowners in Phases I – VI available for environmental review.
 - 1,092 homeowners, from Phases I – VI, have been invited to apply. 878 applications have been submitted, representing 80% of the homeowners invited to submit an application.
 - 9 grant awards have been offered to homeowners totaling \$714,102.55.
-



Table 1: Homeowner Program Weekly Snapshot.

Activity	As of 12/8/2025	Weekly Activity	As of 12/15/2025	Percentage (%)	Total Dollars
Surveys Recorded					
Total Surveys	1,340	0	1,340		
Non-Submitted Surveys	175	0	175		
Submitted Surveys	1,165	0	1,165	100%	
Working Phases (1-7) Total	1,091	0	1,091	94%	
Phase 1	813	0	813	70%	
Phase 2	70	0	70	6%	
Phase 3	110	0	110	9%	
Phase 4	74	0	74	6%	
Phase 5	0	0	0	0%	
Phase 6	24	0	24	2%	
Phase 7	0	0	0	0%	
Non-Working Phases Total	74	0	74	6%	
Environmental Reviews					
Environmental Reviews Available to Work	521	-2	519		
Environmental Reviews Completed	563	2	565		
Home Inspections					
Home Inspections Available to Work	546	-4	542		
Total Home Inspections Completed	325	4	329		
Applications In Process					
Total Number of Invited Applications	1,091	1	1,092		
Applications Not Submitted	214	0	214		
Application Documentation Requested	0	0	0		
Applications Available for Grant Determination	877	1	878	100%	
Pending Grant Determination	859	0	859	97.8%	
Grant Determinations				% Grant Determinations	
Zero Award	0	0	0	0.0%	
Ineligible	0	0	0	0.0%	
Withdrawn	9	1	10	1.1%	
Appeals In Progress	0	0	0		
All Grant Awards Offered to Applicant	9	0	9	1.0%	\$714,102.55
Current Grant Awards Offered	9	0	9		\$714,102.55
Not Closed By Deadline	0	0	0		\$0.00
Program Activities Complete	0	0	0		\$0.00
Grant Awards					
Grant Awards Obligated	0	0	0		\$0.00
Solution 1 & 1/3	0	0	0		\$0.00
Solution 2 & 2/3	0	0	0		\$0.00
Solution 3 Only	0	0	0		\$0.00
Disbursements					
Total Disbursements	0	0	0		\$0.00
Solution 1 & 1/3	0	0	0		\$0.00
Solution 2 & 2/3	0	0	0		\$0.00
Solution 3 Only	0	0	0		\$0.00
Housing Rehab/ Reconstruction Complete					
Housing Rehab/ Reconstruction Complete	0	0	0		
Solution 1 & 1/3	0	0	0		
Solution 2 & 2/3	0	0	0		
Solution 3 Only	0	0	0		



Table 2: Key Program Statistics: Totals to Date.

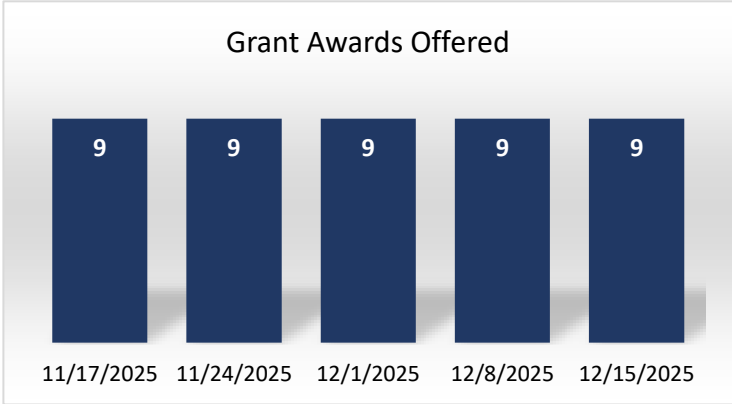
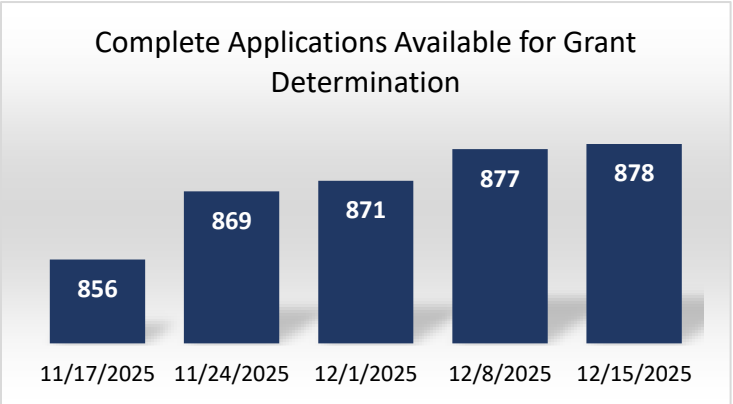
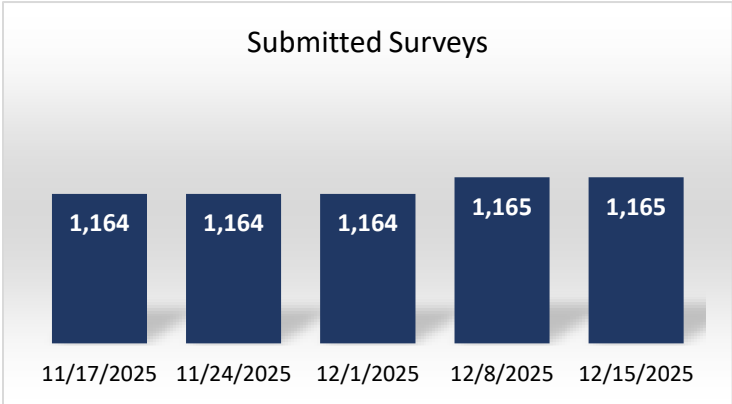




Table 3: Demographic Information for Submitted Applications.

Self Reported Race	Submitted Surveys	Survey %	Submitted Applications	Submitted Applications %	Grants Offered	Grants Offered %
American Indian/Alaska Native	9	1%	9	1%	0	0%
American Indian/Alaska Native and White	2	0%	2	0%	0	0%
American Indian/Alaskan Native/Black-African American	16	1%	16	2%	0	0%
Black/African American	438	38%	438	50%	8	89%
Black/African American and White	26	2%	26	3%	0	0%
Decline to answer	15	1%	15	2%	1	11%
Other Multi-Racial	7	1%	7	1%	0	0%
White	110	9%	110	13%	0	0%
NOT PROVIDED	542	47%	255	29%	0	0%
Total	1,165	100%	878	100%	9	100%

Female Head of Household % 48%



Table 4: Submitted Applications and Grants Offered by House District.

House District	Submitted Surveys	Submitted Applications	Grant Awards Offered
50	198	160	2
51	154	122	2
52	21	14	0
53	82	59	0
54	36	24	1
55	93	65	1
56	25	17	0
57	84	69	1
58	166	137	1
59	7	6	0
60	121	109	1
78	14	5	0
79	60	22	0
80	8	3	0
81	14	12	0
82	5	4	0
83	9	8	0
84	2	2	0
85	5	4	0
87	2	1	0
88	4	4	0
92	51	30	0
94	4	1	0
105	0	0	0
Unknown/Other	0	0	0
Total	1,165	878	9



Table 5: Submitted Applications and Grants Offered by Senate District.

Senate District	Submitted Surveys	Submitted Applications	Grant Awards Offered
2	371	312	3
5	2	1	0
7	4	2	0
8	13	13	0
9	14	6	0
10	88	34	0
18	31	26	0
19	177	128	2
20	137	96	1
21	328	260	3
Unknown/Other	0	0	0
Total	1,165	878	9



Table 6: FEMA Major/Severe Submitted Surveys & Applications by Parish.

Damaged Parish	FEMA Major Severe	Submitted Surveys	Submitted Applications	Grant Awards Offered
Lafourche	342	165	117	3
St. James	130	83	68	1
Terrebonne	384	168	126	1
Jefferson	386	160	80	0
Ascension	111	70	61	0
St. John the Baptist	192	111	89	0
Assumption	160	135	121	1
St. Charles	79	38	29	1
St. Mary	358	235	187	2
Unknown/ Other	0	0	0	0
Total	2,142	1,165	878	9

Table 7: Grant Awards by Parish.

Damaged Parish	Pending Grant Determination	Submitted Surveys	Submitted Applications	Grant Award Offered	Grant Awards Offered (\$)
Ascension	61	70	61	0	\$0.00
Assumption	119	135	121	1	\$76,397.71
Jefferson	78	160	80	0	\$0.00
Lafourche	112	165	117	3	\$220,128.79
St. Charles	28	38	29	1	\$99,566.71
St. James	66	83	68	1	\$77,319.08
St. John the Baptist	89	111	89	0	\$0.00
St. Mary	181	235	187	2	\$153,690.26
Terrebonne	125	168	126	1	\$87,000.00
Unknown/ Other	0	0	0	0	\$0.00
Total	859	1,165	878	9	\$714,102.55